



#### Objective

The student will match final consonant digraph sounds to letters.

#### Materials

- ▶ Bingo cards (Activity Master P.004.AM1a - P.004.AM1d)  
*Each card has different arrangement of digraphs.*
- ▶ Final consonant digraph picture cards (Activity Master P.004.AM2a - P.004.AM2c)
- ▶ Counters

#### Activity

Students identify final consonant digraphs by playing a bingo-type game.

1. Place the picture cards face down in a stack. Provide a bingo card and counters for each student.
2. Taking turns, students select the top card, name the picture, and identify the final consonant digraph.
3. Look for the same consonant digraph on the bingo card. If there is a match, place a counter on that digraph. Return card to the bottom of the stack.
4. The game is finished when one card is covered with counters and a student says "Digraph Bingo!"
5. Peer evaluation

Digraph Bingo!			
th	●	●	ch
sh	●	th	●
●	ck	sh	ch
sh	th	●	ng

#### Extensions and Adaptations

- ▶ Sort pictures according to final consonant digraphs.
- ▶ Use other picture and bingo cards with different letter-sound correspondences (Activity Master P.004.AM3).

<b>Digraph Bingo!</b>			
sh	ch	ck	ng
th	ck	sh	ch
ng	th	ch	ck
sh	ck	ng	th



<b>Digraph Bingo!</b>			
th	ng	ck	ch
sh	ch	th	ck
ng	ck	sh	ch
sh	th	ck	ng



<b>Digraph Bingo!</b>			
ng	th	ch	ck
sh	ch	ck	ng
th	ck	ng	sh
ng	th	ch	ck




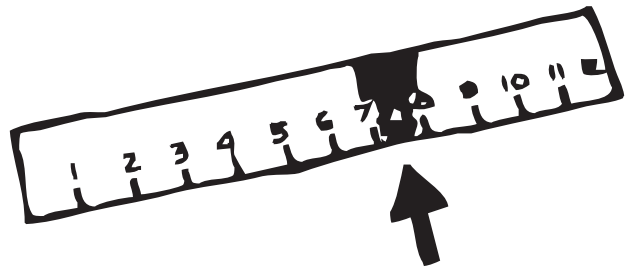
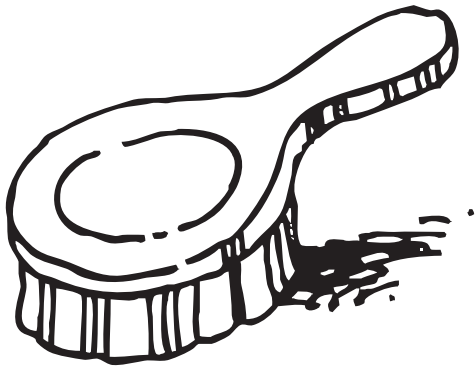

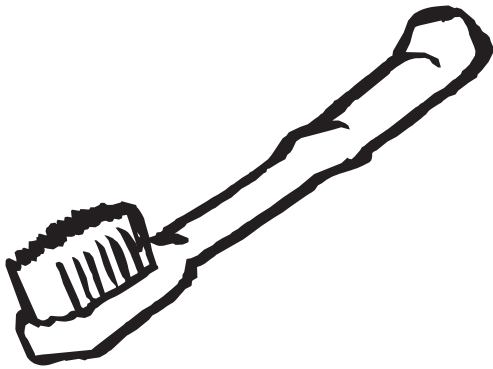


<b>Digraph Bingo!</b>			
ch	sh	ng	th
ng	ck	sh	ch
th	sh	ch	ck
ck	ng	th	sh



# Phonics

Digraph Bingo!

P.004.AM2a





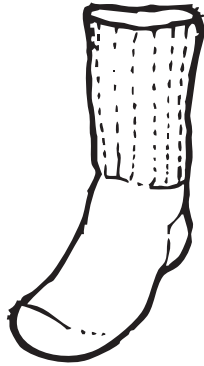


fish, dish, toothbrush, leash, brush, inch, sandwich, couch



P.004.AM2b

Digraph Bingo!




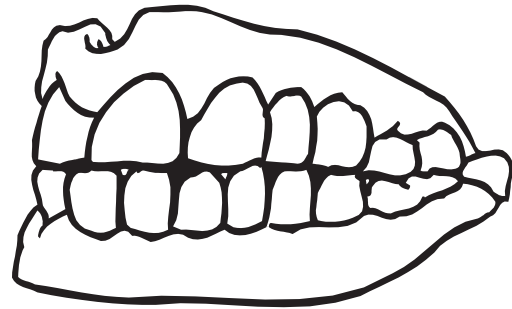

ostrich, match, sock, brick, duck, clock, haystack, ring



# Phonics

Digraph Bingo!

P.004.AM2c



5<sup>th</sup>

wing, king, sing, teeth, earth, wreath, bath, fifth





## Bingo!

Bingo!			

