





Information for Parents - Shapes

Today, we are practicing with





- Circles  Squares 
- Rectangles  Triangles 

Today, we are

- Learning about this shape.
- On a Treasure Hunt. We can work together to look for things around the room that look like today's shape.
- Playing a game, called, "I Spy."
 - One person looks around the room and picks an object to give clue a about. "I spy something that looks like (today's shape)."
 - The other people guess until someone guesses the right object.
- Connecting the meaning of written words to objects.
 - Draw pictures of things in the room
 - Write the word that names the picture.

Information for Parents - Shapes

Today, we are practicing with

- Circles  Squares 
- Rectangles  Triangles 

Today, we are

- Learning about this shape.
- On a Treasure Hunt. We can work together to look for things around the room that look like today's shape.
- Playing a game, called, "I Spy."
 - One person looks around the room and picks an object to give clue a about. "I spy something that looks like (today's shape)."
 - The other people guess until someone guesses the right object.
- Connecting the meaning of written words to objects.
 - Draw pictures of things in the room
 - Write the word that names the picture.