



### Jar Sort

#### Objective

The student will identify variant correspondences in words.

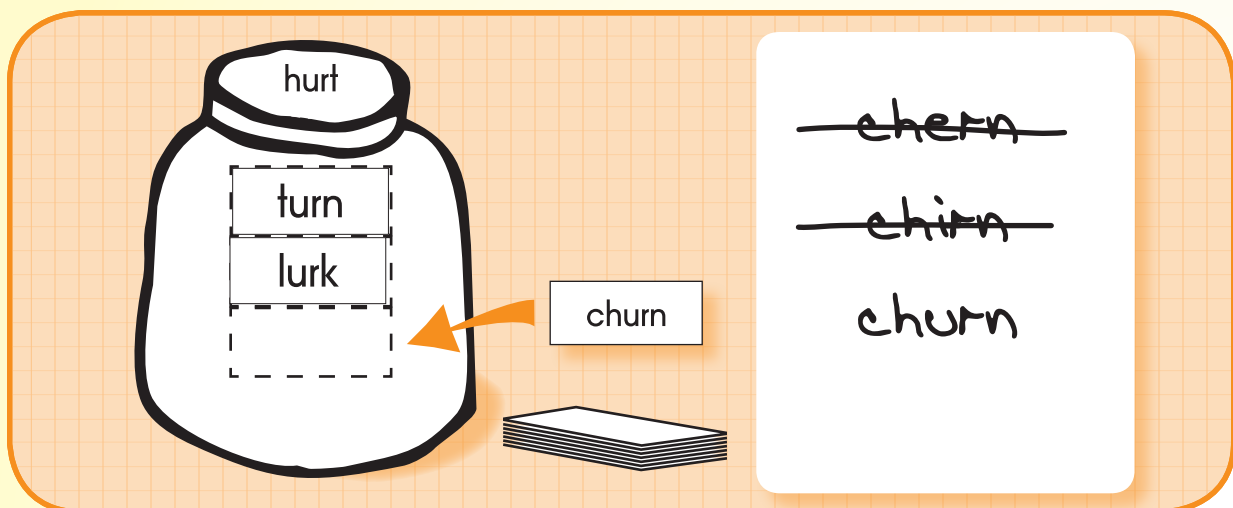
#### Materials

- ▶ Word cards (Activity Master P.021.AM1a - P.021.AM1b)
- ▶ Jar Sort boards (Activity Master P.021.AM2a - P.021.AM2e)  
*Copy on card stock and laminate.*
- ▶ Whiteboards
- ▶ Vis-à-Vis® markers

#### Activity

Students identify and sort words by vowel-r combinations.

1. Place the word cards face down in a stack. Place Jar Sort boards face up next to each other. Provide each student with a whiteboard and Vis-à-Vis® marker.
2. Working in pairs, student one selects top card (without revealing it) and reads the word to student two.
3. Student two repeats word and identifies the vowel sound.
4. Using the whiteboard, spells the word using the various vowel-r combinations to determine the correct spelling.
5. Decides which spelling is correct and orally spells the word to student one.
6. If correct, student one places word card on the Jar Sort board with matching vowel-r combination and points to and reads all the words in that column.  
If incorrect, student one prompts student two to try again.
7. Reverse roles and continue until all words are sorted.
8. Peer evaluation



#### Extensions and Adaptations

- ▶ Play memory game with cards by matching words with the same spelling patterns.

birth

thirst

shirk

twirl

perk

germ

stern

clerk

harm

star



# Phonics

Jar Sort

P.021.AM1b

card

scar

storm

form

thorn

short

turn

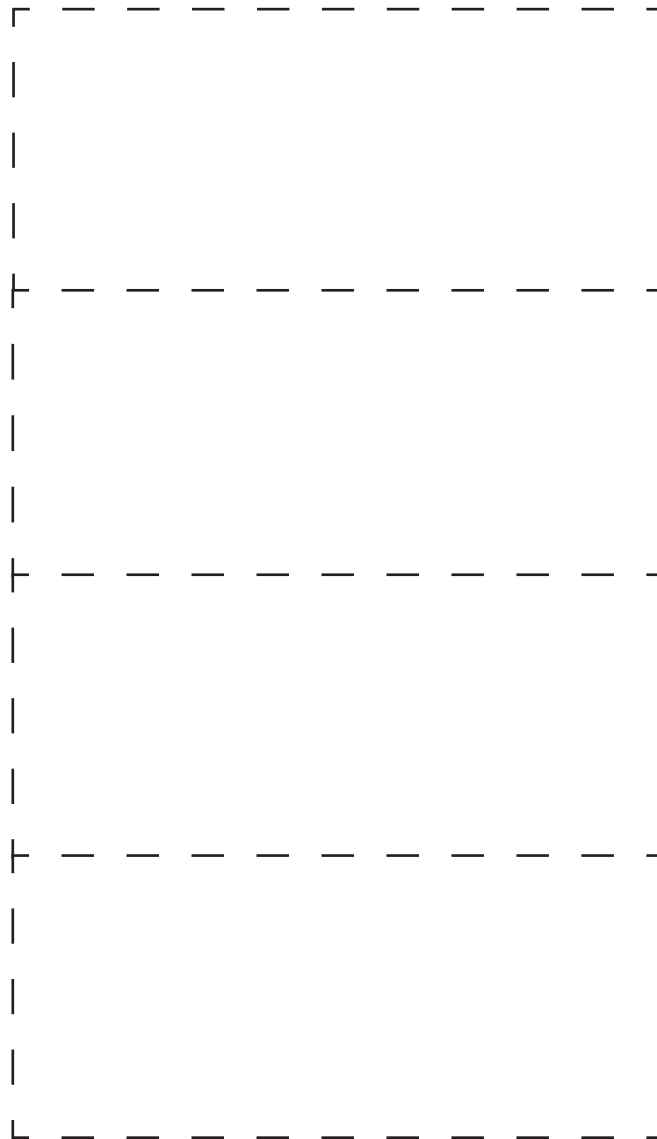
spurt

lurk


churn



mark




torch




hurt

A large outline of a jar with a dashed rectangular box inside for writing.

shirt



fern



A large, thick black outline of a jar with a lid. Inside the jar, there is a dashed rectangular box for writing. The box is divided into four horizontal sections by three dashed lines, providing space for students to write words.