



Phoneme Split and Say

Objective

The student will segment and blend phonemes in words.

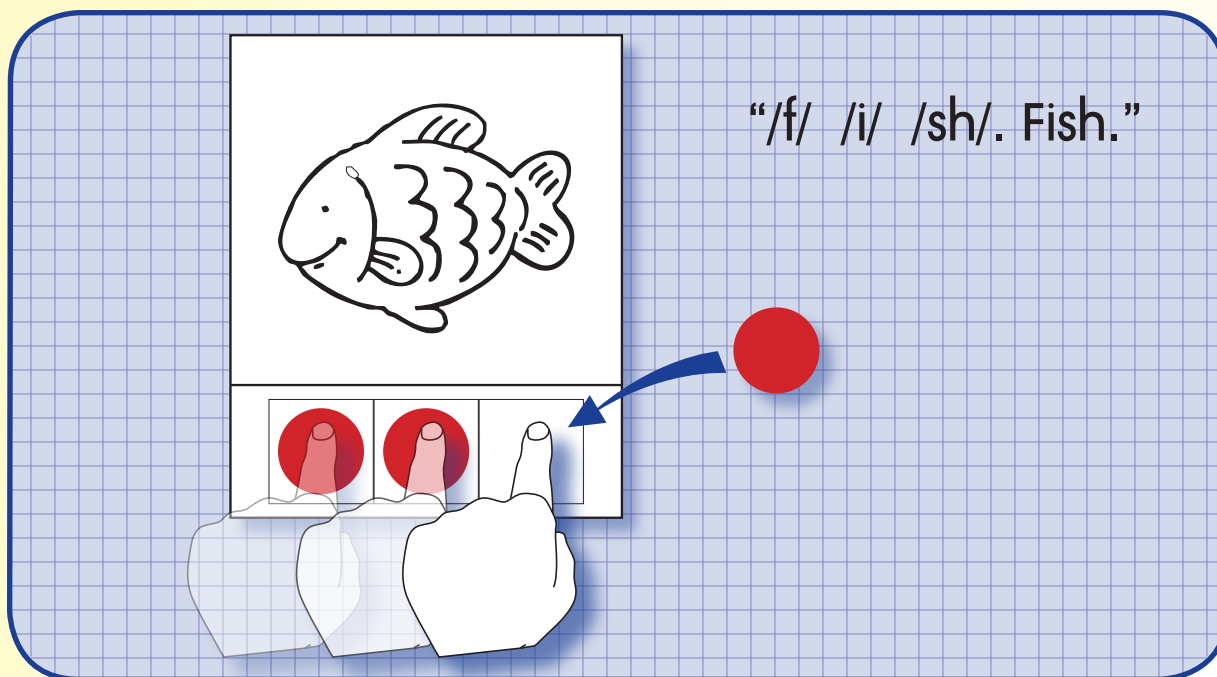
Materials

- ▶ Set of Elkonin Box picture cards (Activity Master PA.017.AM1a - PA.017.AM1u)
Note: Pictures are mop, duck, bus, vase, fish, flower, cookie, baby, whistle, puppet, raccoon, rooster, jacket, candle, branch, radio, cupcake, dragon, necklace, basket, and ostrich.
- ▶ Counters (e.g., pennies, buttons)

Activity

Students orally segment words using counters and Elkonin Boxes.

1. Place the Elkonin Box picture cards in a stack and the counters on a flat surface.
2. Working in pairs, student one selects an Elkonin Box picture card and says the name of the picture.
3. Says the word again, pausing between sounds while slowly moving a counter in each box (e.g., “/f/ /i/ /sh/”).
4. Student two repeats the sounds while touching each counter, then blends the word while saying it quickly and sliding a finger under all the counters (e.g., “/f/ /i/ /sh/, fish”).
5. Continue until all cards are completed.
6. Peer evaluation



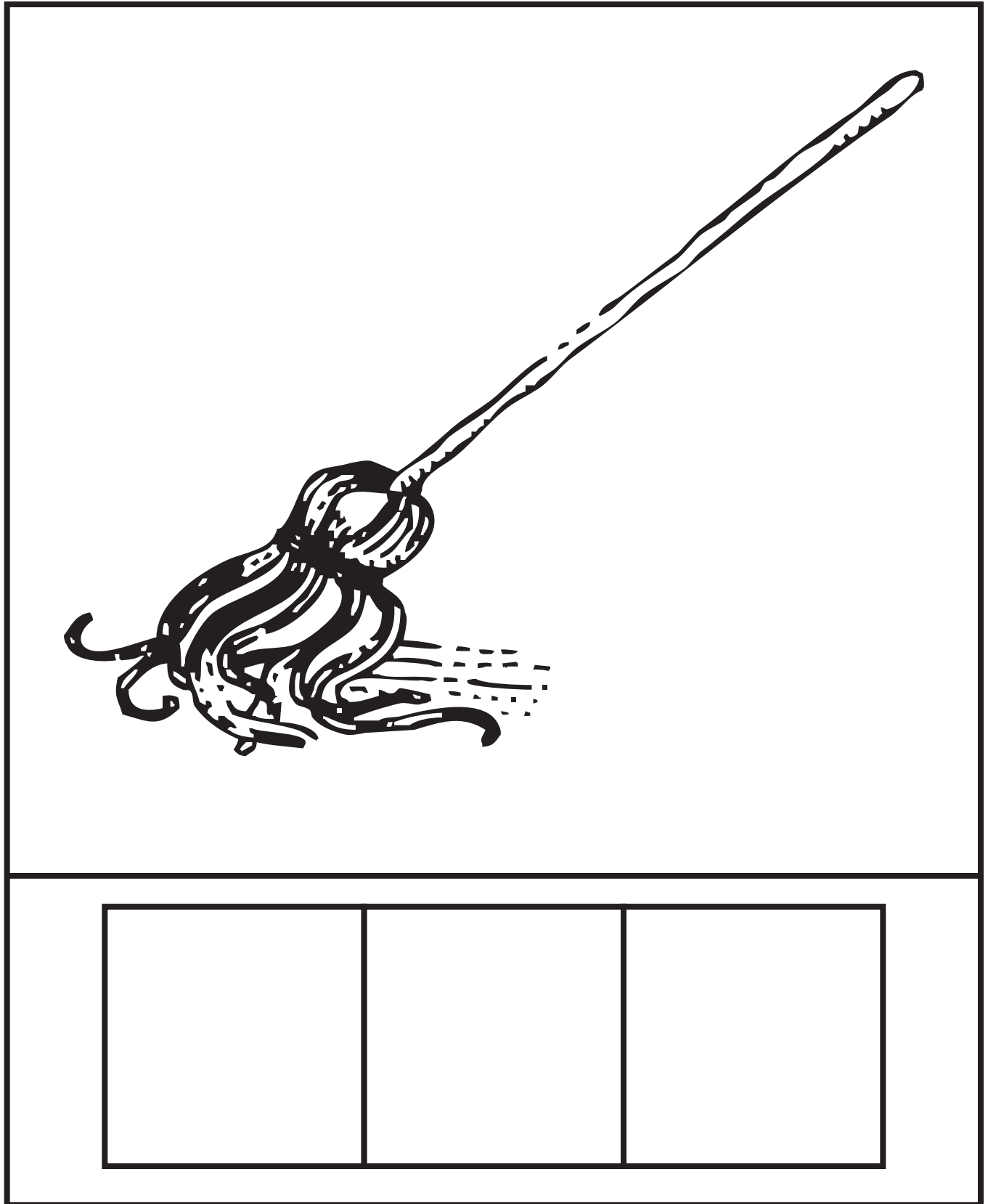
Extensions and Adaptations

- ▶ Make other Elkonin Picture Cards (Activity Master PA.017.AM2a - PA.017.AM2e).

Phonemic Awareness

PA.017.AM1a

Phoneme Split and Say




A large rectangular frame containing a drawing of a spaghetti fork with spaghetti on it. Below the drawing is a horizontal row of three empty rectangular boxes for labeling.



Phonemic Awareness

Phoneme Split and Say

PA.017.AM1b



--	--	--



Phonemic Awareness

PA.017.AM1c

Phoneme Split and Say



--	--	--



Phonemic Awareness

Phoneme Split and Say

PA.017.AMId




--	--	--



Phonemic Awareness

PA.017.AM1e

Phoneme Split and Say




--	--	--



Phonemic Awareness

Phoneme Split and Say

PA.017.AM1f



--	--	--	--



Phonemic Awareness

PA.017.AMIg

Phoneme Split and Say


--	--	--	--



Phonemic Awareness

Phoneme Split and Say

PA.017.AM1h




--	--	--	--



Phonemic Awareness

PA.017.AMii

Phoneme Split and Say




--	--	--	--



Phonemic Awareness

Phoneme Split and Say

PA.017.AMIj




--	--	--	--	--



Phonemic Awareness

PA.017.AMIk

Phoneme Split and Say




--	--	--	--	--



Phonemic Awareness

Phoneme Split and Say

PA.017.AMII




--	--	--	--	--



Phonemic Awareness

PA.017.AMIm

Phoneme Split and Say




--	--	--	--	--



Phonemic Awareness

Phoneme Split and Say

PA.017.AMIn



--	--	--	--	--



Phonemic Awareness

PA.017.AMIo

Phoneme Split and Say




--	--	--	--	--



Phonemic Awareness

Phoneme Split and Say

PA.017.AM1p




--	--	--	--	--



Phonemic Awareness

PA.017.AMIq

Phoneme Split and Say




--	--	--	--	--	--



Phonemic Awareness

Phoneme Split and Say

PA.017.AM1r



--	--	--	--	--	--



Phonemic Awareness

PA.017.AMIs

Phoneme Split and Say




--	--	--	--	--	--



Phonemic Awareness

Phoneme Split and Say

PA.017.AMI.t



--	--	--	--	--	--



Phonemic Awareness

PA.017.AMIu

Phoneme Split and Say



--	--	--	--	--	--



Phonemic Awareness

Phoneme Split and Say

PA.017.AM2a



Phonemic Awareness

PA.017.AM2b

Phoneme Split and Say



Phonemic Awareness

Phoneme Split and Say

PA.017.AM2c



Phonemic Awareness

PA.017.AM2d

Phoneme Split and Say



Phonemic Awareness

Phoneme Split and Say

PA.017.AM2e

