



### Picture the Word

#### Objective

The student will blend onsets and rimes to make words.


#### Materials

- ▶ Onset and rime work boards (Activity Master P.027.AM1a - P.027.AM1e)
- ▶ Student sheet (Activity Master P.027.SS)
- ▶ Small plastic letters
- ▶ Pencil

#### Activity

Students select onsets to complete words using pictures as clues.

1. Place the onset and rime work boards face up in a stack at the center. Place the plastic letters beside the boards. Provide the student with a student sheet.
2. The student selects the top work board from the stack, names the picture, and reads the rime (e.g., "jug, /ug/"). Says the initial sound of the word and its corresponding letter (i.e., "/j/, j").
3. Looks for and places the matching plastic letter in the onset position on the work board.
4. Records word on student sheet.
5. Continue until all boards and student sheet are complete.
6. Teacher evaluation




#### Extensions and Adaptations

- ▶ Make other rime work boards using short or long vowel rimes (Activity Master P.027.AM2).

P.027.AM1a


Picture the Word



	a	n
--	---	---



	a	n
--	---	---



	a	n
--	---	---



	a	n
--	---	---


onset and rime work boards: fan, pan, man, ran



# Phonics

Picture the Word

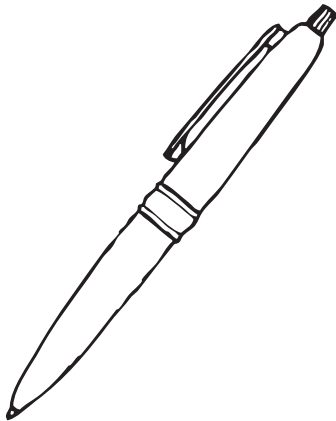
P.027.AM1b



	e	n
--	---	---



	e	n
--	---	---



	e	n
--	---	---

10


	e	n
--	---	---

onset and rime work boards: hen, men, pen, ten




P.027.AM1c

Picture the Word




	i	p
--	---	---



	i	p
--	---	---



	i	p
--	---	---



	i	p
--	---	---

onset and rime work boards lip, ship, rip, whip




# Phonics

Picture the Word


P.027.AM1d



	o	g
--	---	---



	o	g
--	---	---




	o	g
--	---	---




	o	g
--	---	---

onset and rime work boards: fog, dog, log, jog

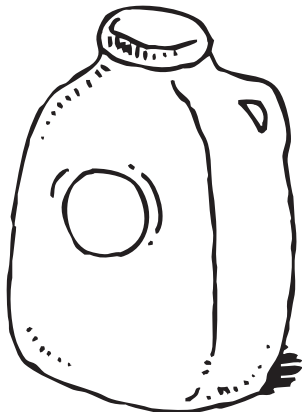




	u	g
--	---	---



	u	g
--	---	---



	u	g
--	---	---



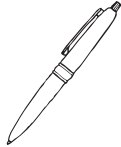

	u	g
--	---	---



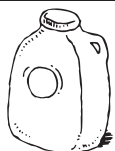

# Name \_\_\_\_\_

Picture the Word

P.027.SS



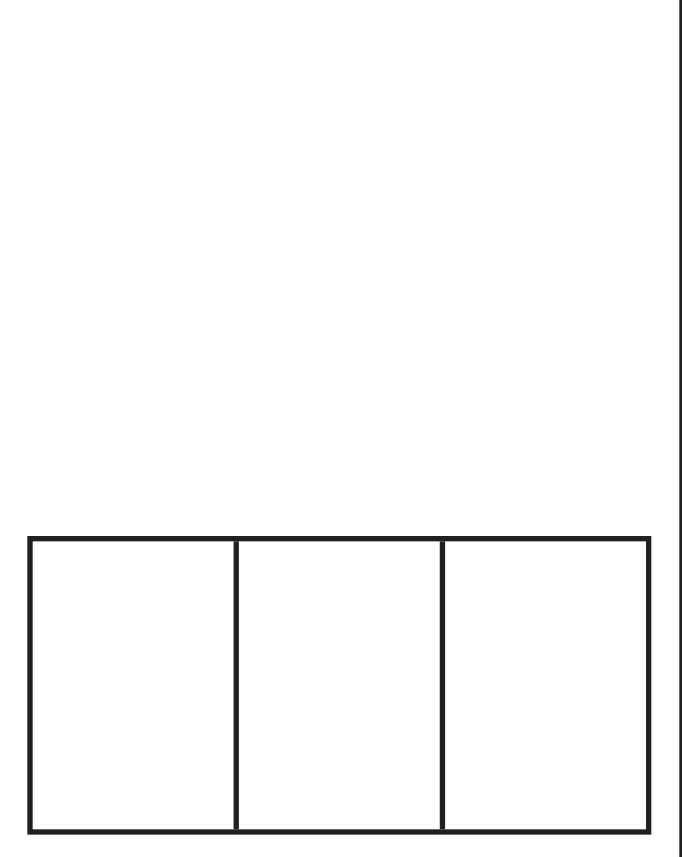



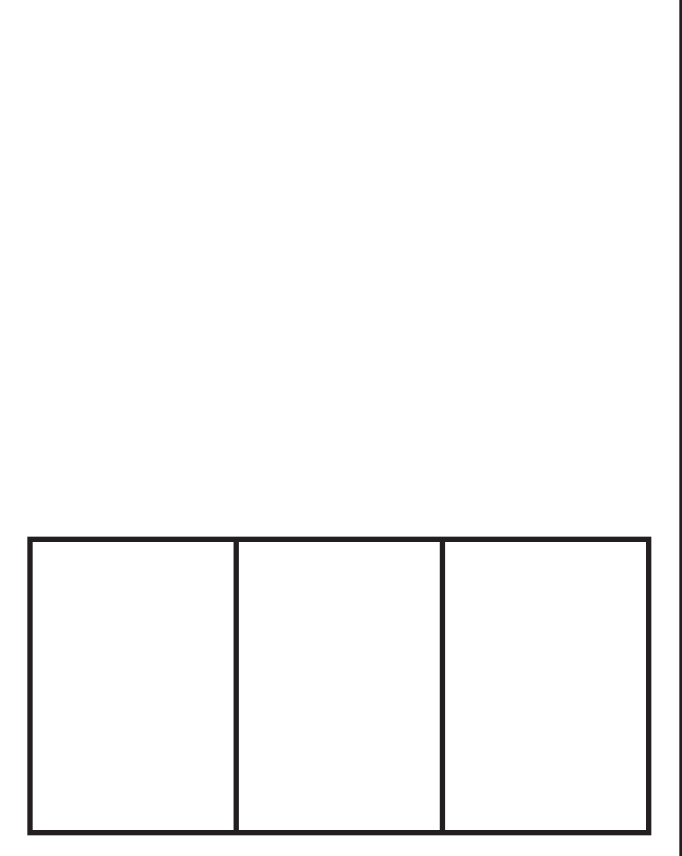



10



P.027.AM2

Picture the Word

blank onset and rime work boards

